







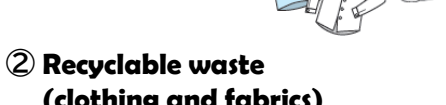
Rubbish must be separated properly in Japan. If the rules are not followed, it will cause problems for the community, so please follow this guide carefully.

## Mix it and waste it. Sort it to save it.

Let's learn to value our limited resources and work together to create a more sustainable future!


My area's  
rubbish collection  
days

- **Burnable waste** ( )
- **All other waste** ( )

| How to sort rubbish | Rubbish type  | Details   |  |
|---------------------|---|---|--|
|                     | <b>Burnable rubbish</b><br>(yellow bag)   |    | Fruit and vegetable scraps, egg shells, seafood shells, fish bones and other food waste (excess liquids removed), paper cups, used tissues, cigarette butts, plants and flowers, cotton stuffing, wool products, disposable nappies (with solid waste removed), leather products, rubber products, cassette tapes, video tapes, CDs, DVDs, Blu-ray disks, cooking oil (solidified), etc.   |
|                     | <b>Plastic containers and packaging</b><br>(clear bag)  |    | Plastic items with the  mark, PET bottle caps and labels, styrofoam, outer packaging film, plastic containers for washing up liquid, shampoo, hand soap etc., plastic bags, etc.<br>※ <b>If items are dirty they cannot be recycled. Please clean dirty items before recycling them.</b>  |
|                     | <b>Plastic waste</b><br>(blue bag)  |    | Hard plastic waste (polyethylene buckets and wash bowls, bins, lunch boxes, clothes boxes, plastic cases etc.), plastic products that remain soiled even after they have been washed, etc.   |
|                     | <b>Crushable waste</b><br>(pink bag)  |   | Metal items, items made from metal and plastic, metal and glass, etc., small electrical appliances (eg. clocks), empty lighters, empty food tins, gas canisters for portable stoves, spray cans etc.<br>※ <b>When disposing of gas canisters and spray cans, please create at least two holes in the can and ensure all gas has been emptied from the container.</b><br>※ <b>For small electrical items such as clocks, please ensure all batteries have been removed.</b><br>※ <b>For disposal of televisions and computers, please contact a relevant store or specialist.</b> |
|                     | <b>Rubbish for landfill, fabric items</b><br>(grey bag)<br><br>Please do not place items under category ① and items under category ② in the same bag. They need to be disposed of separately. | <div>① <b>Non-burnable waste that cannot be crushed</b><br/></div> <div>② <b>Recyclable waste (clothing and fabrics)</b><br/></div> | <div>① Glass items, crockery (dishes and bowls, etc.), light bulbs, fluorescent lights, makeup compacts, etc.</div> <div>② Clothing made from cotton or synthetic fibres (underwear, shirts, suits etc.), fabric items (towels, curtains etc.), etc.<br/><br/>※ <b>Cotton stuffing, wool and leather products can be disposed of as burnable rubbish.</b><br/>※ <b>Please dispose of extremely soiled items as burnable rubbish.</b></div>   |

## Recyclables

- ① Glasses, cans and PET bottles should be disposed of in the appropriate containers at rubbish collection points.
- ② Paper rubbish (newspapers, advertisements, magazines, cardboard boxes, paper cartons) should be stacked and tied with string.

| Returnable bottles<br>(beer, sake bottles etc.)  | Clear glass bottles   | Brown glass bottles  | Green and blue glass bottles  | Black glass bottles   | Empty cans<br>(drink cans only)   | PET bottles   |
|--|---|--|---|---|---|---|
|   |  |  |  |  |  |    |
| Please remove the cap and wash before throwing away. Please separate broken glass into the appropriate colour categories before throwing away. Note: broken glass should not be placed into the "returnable bottles" container. Glass with a special surface coating and glass cosmetic bottles should be disposed of as rubbish for landfill. |   |  |   |   | Please wash with water and dispose of without crushing the can.                       | Please remove the cap and label (both of which can be disposed of as pastic packaging - clear bag), and wash with water before throwing away. |

## Used batteries (including lithium ion batteries)



Please dispose of batteries in the battery collection bag at rubbish collection points.  
Button batteries containing mercury, and car and motorbike batteries should be disposed of at a store that accepts them.

## Newspapers and advertisements



## Books, magazines and paper packaging (paper items with the 紙 mark)



## Cardboard



## Paper cartons



The "books, magazine and paper packaging" category also includes other paper waste, with the exception of things like used tissues. If the paper is at least the size of a business card, it can be recycled. Please stack your recycling and tie it in a cross shape so it stays together. Please use string that will not break easily, and please do not use tape.

## Oversized rubbish

Please bring oversized rubbish directly to Motomiya Clean Centre. Everything aside from the items to the right can be disposed of for free.

Large furniture (chests of drawers, beds, kotatsu, desks, chairs, shelves etc.), bicycles, sinks, stoves, skis, clotheslines, large toys etc.

※ There are some items that are not accepted, so please enquire with Motomiya Clean Centre for more details.

If oversized rubbish needs to be collected from your house, there will be a fee. Please contact the Social Affairs and Environment Division at Motomiya City Hall for more information.

## Items that will incur a fee

- **Tatami, futon, mattresses - 130円 per 10kg**  
... Please bring them as they are to Motomiya Clean Centre.
- **Deceased dogs, cats etc. - 550円 per animal**  
... Please place the animal in a cardboard box and bring them to Motomiya Clean Centre.

## Waste that cannot be disposed of

Industrial waste, chemicals (and their containers), farming machinery (including wheelbarrows), plastics used for farming (eg. plastic sheets used in polytunnels), gas cylinders, propane gas etc., fire extinguishers, car and motorbike batteries, motorbikes, vehicle parts, tyres, engine oil, gasoline, lamp oil, paint etc.

Air conditioning units, televisions, washing machines, fridges and freezers, laptops and computers

## Contact details

- ◎ **Motomiya Clean Centre** (Japanese only) 0243-33-5499  
【Opening hours】 Weekdays: 8:30am - 11:30am, 1:00pm - 4:30pm  
Saturdays: 8:30am - 11:30am
- ◎ **Motomiya City Hall Social Affairs and Environment Division** (Japanese only) 0243-24-5362
- ◎ **Motomiya City Hall International Affairs Division** (Japanese and English) 0243-24-5303



【Google Maps】  
Motomiya Clean Centre